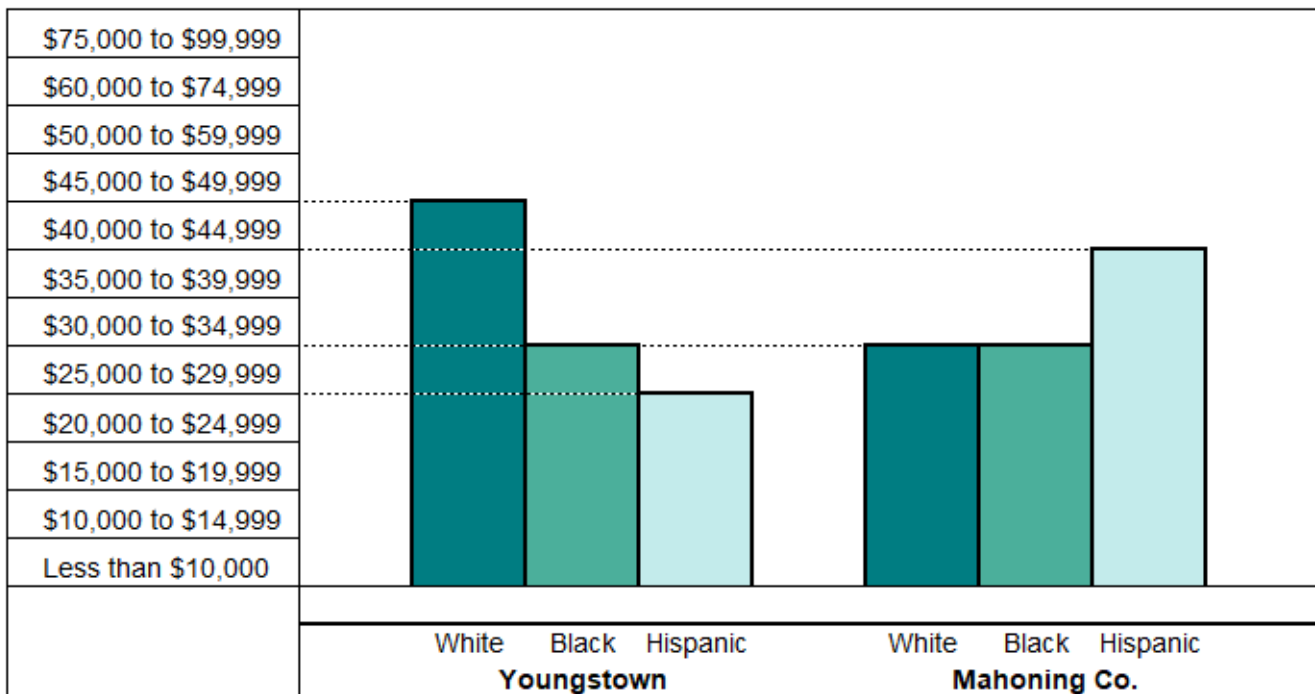


CURRENT CONDITIONS 2024: YOUNGSTOWN & MAHONING CO.

Population by Race and Ethnicity (2023)

	Youngstown		Mahoning Co.		Ohio	
	Estimate	%	Estimate	%	Estimate	%
Total Population	59,605	-	227,063	-	11,780,046	-
White Alone	24,578	41.2	168,753	74.3	9,011,101	76.5
Black or African American Alone	24,131	40.5	31,396	13.8	1,428,392	12.1
Hispanic or Latino (of any race)	6,663	11.2	14,765	6.5	537,559	4.6
American Indian and Alaska Native alone; Asian, alone; Native-Hawaiian and Other Pacific Islander, alone	439	0.7	2,263	1.0	297,112	2.5

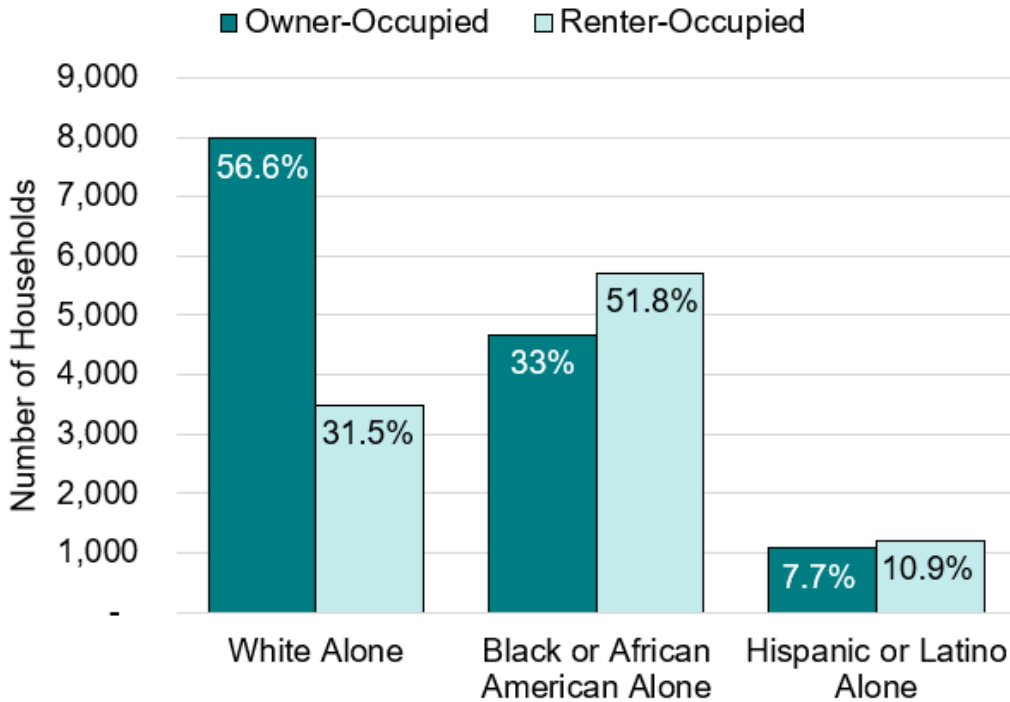
Median Household Income by Race (2023)



Median Income (Total Pop. 2023) **\$34,746** **\$55,576**
 Statewide: **\$69,680**

CURRENT CONDITIONS 2024: YOUNGSTOWN & MAHONING CO.

Renting & Owning Rates by Race, Youngstown (2023)



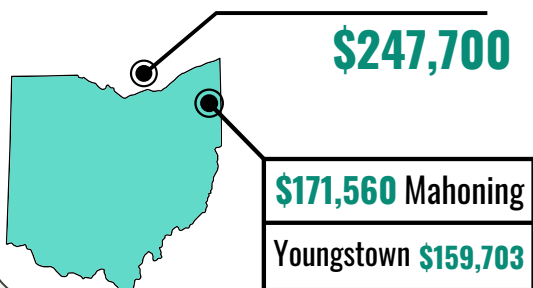
Youngstown City - School District Grade



\$24,860

Federal Poverty Level
for a Family of 3
(2023)

Median Home Sales Price Statewide



64 Hours at
Minimum Wage

to afford

\$860 2-Bedroom at
Fair Market Rent

