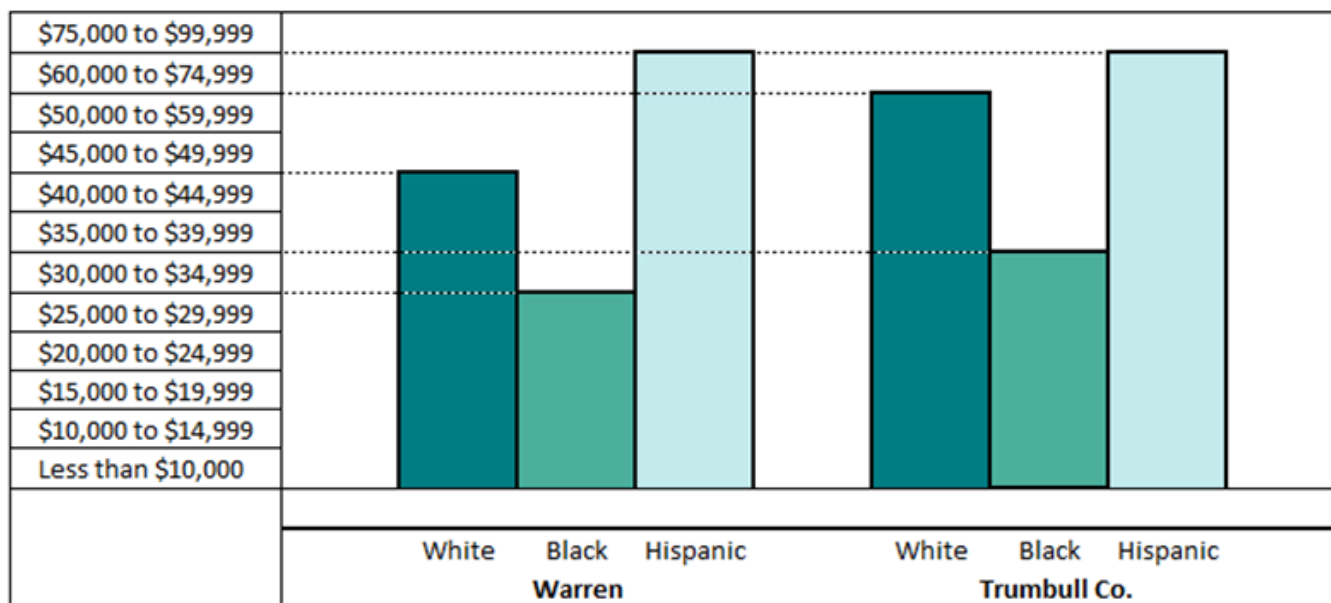


CURRENT CONDITIONS 2024: WARREN & TRUMBULL CO.

Population by Race and Ethnicity (2023)

	Warren		Trumbull Co.		Ohio	
	Estimate	%	Estimate	%	Estimate	%
Total Population	39,057	-	201,367	-	11,780,046	-
White Alone	23,989	61.4	171,353	85.1	9,011,101	76.5
Black or African American Alone	11,025	28.2	15,788	7.8	1,428,392	12.1
Hispanic or Latino (of any race)	1,393	3.6	4,382	2.2	537,559	4.6
American Indian and Alaska Native alone; Asian, alone; Native-Hawaiian and Other Pacific Islander, alone	471	1.2	1,375	0.8	297,112	2.5

Median Household Income by Race (2023)



Median Income
(Total Pop. 2023)

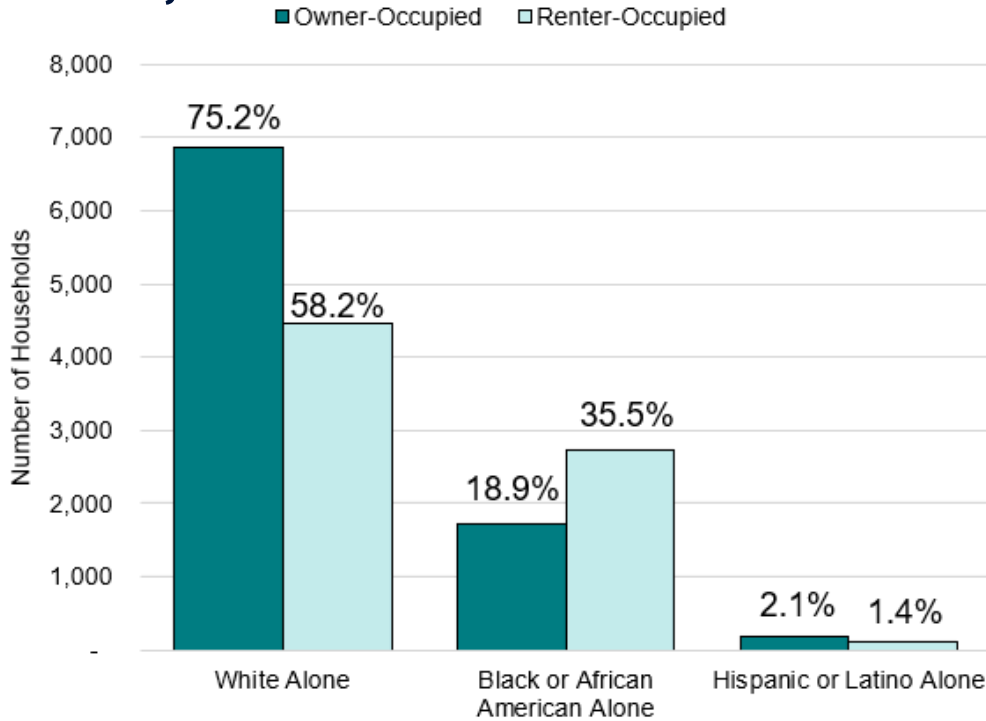
\$36,955

\$55,088

Statewide: **\$69,680**

CURRENT CONDITIONS 2024: WARREN & TRUMBULL CO.

Renting & Owning Rates by Race, Warren (2023)



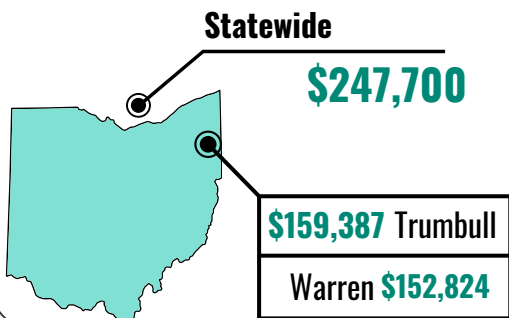
Warren City - School District Grade



\$24,860

Federal Poverty Level
for a Family of 3
(2023)

Median Home Sales Price



64 Hours at
Minimum Wage

to afford

\$860 2-Bedroom at
Fair Market Rent

